




# COUNTING AT THE GREENHOUSE





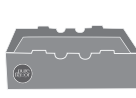




## GRADES 1/2



Count the number of greenhouse items in the picture, then write the total in the box next to the picture of the item. If you want to teach your family more about greenhouse growing, visit our page at [pure-flavor.com/greenhousegrown](http://pure-flavor.com/greenhousegrown).

### COUNT AND WRITE THE TOTAL NUMBERS IN THE BOX.



	<input data-bbox="210 1325 315 1422" type="text"/>		<input data-bbox="630 1325 735 1422" type="text"/>			<input data-bbox="1041 1325 1147 1422" type="text"/>		<input data-bbox="1470 1325 1575 1422" type="text"/>
	<input data-bbox="210 1476 315 1573" type="text"/>		<input data-bbox="630 1476 735 1573" type="text"/>		<input data-bbox="1041 1476 1147 1573" type="text"/>		<input data-bbox="1470 1476 1575 1573" type="text"/>	

Completed by:



Check out more activities at  
[PURE-FLAVOR.COM](http://PURE-FLAVOR.COM)



HEALTHY  
FOR KIDS.  
EASY  
FOR YOU.

