






# DIY ORNAMENT CUT OUT PRIMARY GRADES

Color the ornaments. Cut them out, then poke a hole in the top and using a piece of string, tie a loop so that you can hang it on your tree!



Completed by:

Check out more activities at  
[PURE-FLAVOR.COM](http://PURE-FLAVOR.COM)



HEALTHY  
FOR KIDS.  
EASY  
FOR YOU.

