
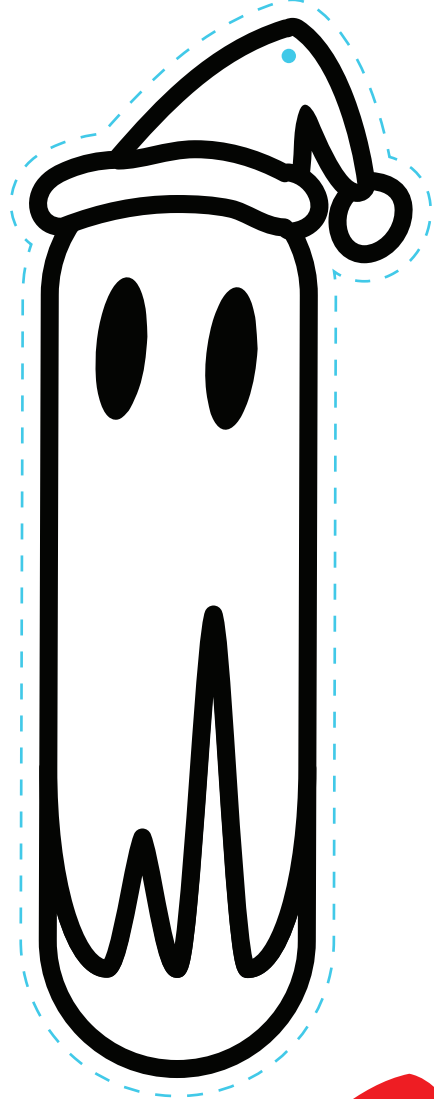






DIY ORNAMENT CUT OUT PRIMARY GRADES

Color the ornaments. Cut them out, then poke a hole in the top and using a piece of string, tie a loop so that you can hang it on your tree!



Completed by:



Check out more activities at
PURE-FLAVOR.COM



HEALTHY
FOR KIDS.
EASY
FOR YOU.