


PURE FUN ACTIVITIES

PRACTICE MATH ACTIVITY

Color all of your sorting flags and veggies. Then label, sort and categorize each item based on color, size and type.



Label each flag with each color or category you want to sort with during the activity.

Here are some ideas for labels you may want to use for different activities:

Colors (Red, Blue, Green, Yellow, Purple, Orange, etc...)

Size (Small, Medium, Large, etc...)

Type (Tomatoes, Cucumbers, Peppers, Eggplants, etc...)

Check out more activities at
PURE-FLAVOR.COM

The logo for Pure Flavor, featuring the words "pure" and "flavor" in a lowercase, serif font, with a stylized leaf graphic integrated into the letter "v" of "flavor". The logo is set within a white circular border on a dark background.


pure
flavor

PURE FUN ACTIVITIES

PRACTICE MATH ACTIVITY

Color all of your sorting flags and veggies. Then cut out, label, and categorize each item based on color, size, type.

TIP: Add patterns to your veggies to add a fun new category to sort by!



pure
flavor

Check out more activities at
PURE-FLAVOR.COM

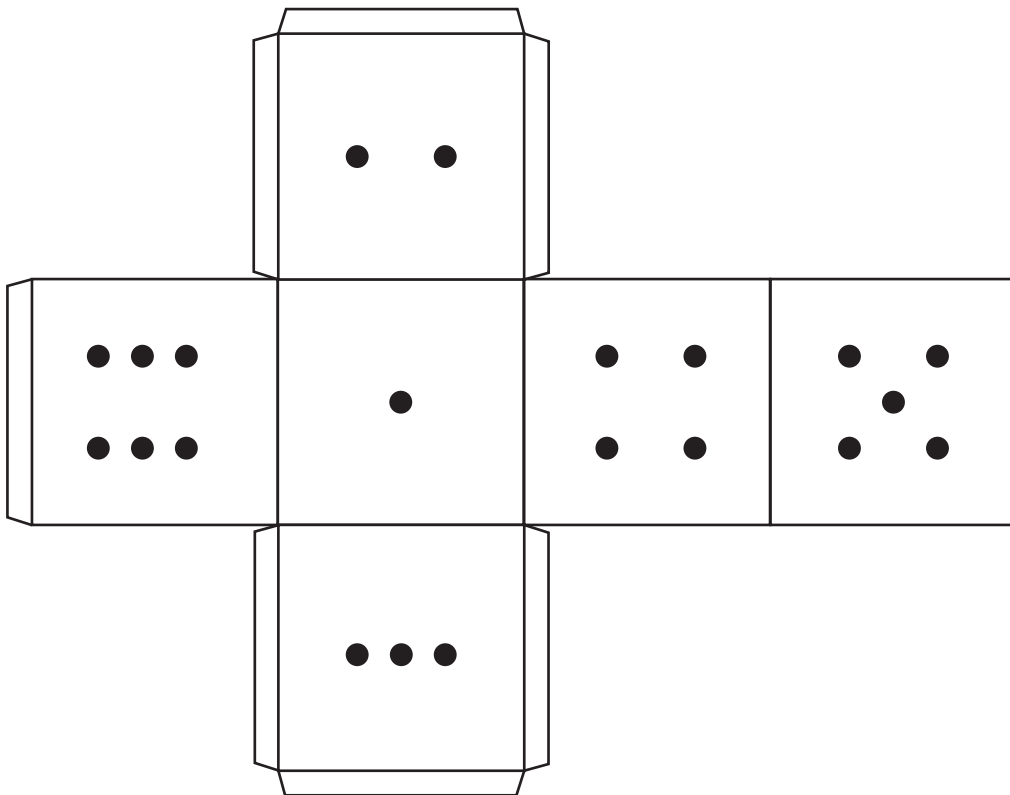
PURE FUN ACTIVITIES

PRACTICE MATH ACTIVITY

The possibilities are endless! Check out the list below for some other activity ideas.

Sorting Activities:

- Colors (Red, Blue, Green, Yellow, Purple, Orange, etc...)
 - Size (Small, Medium, Large, etc...)
 - Type (Tomatoes, Cucumbers, Peppers, Eggplants, etc...)
- Creating and comparing sets
 - Counting
 - Color matching game
 - Turn your veggies upside and try to remember where each match is
 - Create patterns
 - Dice Counting Games
 - Print and cut out and fold the die below
 - Role the die
 - Create a group of veggies that represents the number that you rolled



Check out more activities at
PURE-FLAVOR.COM

pure
flavor